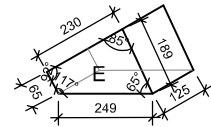


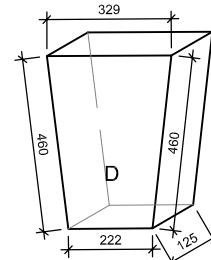
QUOINED ARCH ELEVATION

Scale 1:20



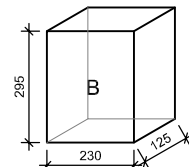
BLOCK TYPE E:

Scale: 1:10



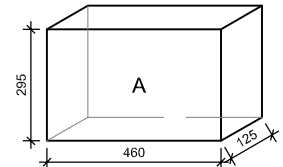
BLOCK TYPE D:

Scale: 1:10



BLOCK TYPE B:

Scale: 1:10



BLOCK TYPE A:

Scale: 1:10

ARCH COMPONENT DETAILS:

Scale 1:10

PRINT AT A4 FOR SCALES AS NOTED

